



# Channel Hookup

















## "A Christmas Carol"

Channel	Addr	Purpose	VW	Position	Unit#	Instrument Type	Load	Color	Gobo
<b>(1)</b>	1/130	FRONT	A	UNDER BRIDGE PIPE	13	ETC S4 26°	750w	<input type="checkbox"/>	L203
<b>(2)</b>	1/142	FRONT	B	UNDER BRIDGE PIPE	9	ETC S4 26°	750w	<input type="checkbox"/>	L203
<b>(3)</b>	1/141	FRONT	C	UNDER BRIDGE PIPE	8	ETC S4 26°	750w	<input type="checkbox"/>	L203
<b>(4)</b>	1/137	FRONT	D	UNDER BRIDGE PIPE	5	ETC S4 26°	750w	<input type="checkbox"/>	L203
<b>(5)</b>	1/145	FRONT	E	UNDER BRIDGE PIPE	4	ETC S4 26°	750w	<input type="checkbox"/>	L203
<b>(6)</b>	1/129	FRONT	F	UNDER BRIDGE PIPE	12	ETC S4 26°	750w	<input type="checkbox"/>	L203
<b>(7)</b>	1/127	FRONT	G	UNDER BRIDGE PIPE	10	ETC S4 26°	750w	<input type="checkbox"/>	L203
<b>(8)</b>	1/139	FRONT	H	UNDER BRIDGE PIPE	7	ETC S4 26°	750w	<input type="checkbox"/>	L203
<b>(9)</b>	1/138	FRONT	I	UNDER BRIDGE PIPE	6	ETC S4 26°	750w	<input type="checkbox"/>	L203
<b>(10)</b>	1/136	FRONT	J	UNDER BRIDGE PIPE	3	ETC S4 26°	750w	<input type="checkbox"/>	L203
<b>(11)</b>	1/16	FRONT	K	LO BRIDGE PIPE	9	ETC S4 26°	750w	<input type="checkbox"/>	L203
<b>(12)</b>	1/13	FRONT	L	LO BRIDGE PIPE	7	ETC S4 26°	750w	<input type="checkbox"/>	L203
<b>(13)</b>	1/9	FRONT	M	LO BRIDGE PIPE	5	ETC S4 26°	750w	<input type="checkbox"/>	L203
<b>(14)</b>	1/6	FRONT	N	LO BRIDGE PIPE	3	ETC S4 26°	750w	<input type="checkbox"/>	L203
<b>(15)</b>	1/2	FRONT	O	LO BRIDGE PIPE	1	ETC S4 19°	750w	<input type="checkbox"/>	L203
<b>(16)</b>	1/17	FRONT	P	LO BRIDGE PIPE	10	ETC S4 19°	750w	<input type="checkbox"/>	L203



# Channel Hookup

## "A Christmas Carol"

Channel	Addr	Purpose	VW	Position	Unit#	Instrument Type	Load	Color	Gobo
<b>(17)</b>	1/14	FRONT	Q	LO BRIDGE PIPE	8	ETC S4 19°	750w	 L203	
<b>(18)</b>	1/11	FRONT	R	LO BRIDGE PIPE	6	ETC S4 19°	750w	 L203	
<b>(19)</b>	1/7	FRONT	S	LO BRIDGE PIPE	4	ETC S4 19°	750w	 L203	
<b>(20)</b>	1/4	FRONT	T	LO BRIDGE PIPE	2	ETC S4 26°	750w	 L203	
<b>(22)</b>	1/75	FRONT	Q	1E	15	ETC S4 36°	750w	 L203	
<b>(23)</b>	1/72	FRONT	R	1E	12	ETC S4 36°	750w	 L203	
<b>(24)</b>	1/69	FRONT	S	1E	9	ETC S4 36°	750w	 L203	
<b>(51)</b>	1/18	FRONT FILL	F	HI BRIDGE PIPE	8	ETC S4 26°	750w	 L202	
<b>(52)</b>	1/12	FRONT FILL	G	HI BRIDGE PIPE	6	ETC S4 26°	750w	 L202	
<b>(53)</b>	1/10	FRONT FILL	H	HI BRIDGE PIPE	5	ETC S4 26°	750w	 L202	
<b>(54)</b>	1/8	FRONT FILL	I	HI BRIDGE PIPE	4	ETC S4 26°	750w	 L202	
<b>(55)</b>	1/3	FRONT FILL	J	HI BRIDGE PIPE	2	ETC S4 26°	750w	 L202	
<b>(101)</b>	1/37	TOP WARM	A	APRON	12	ETC S4 PAR WFL	575w	 R16	
<b>(102)</b>	1/21	TOP WARM	B	APRON	9	ETC S4 PAR WFL	575w	 R16	
<b>(103)</b>	1/24	TOP WARM	C	APRON	7	ETC S4 PAR WFL	575w	 R16	
<b>(104)</b>	1/31	TOP WARM	D	APRON	5	ETC S4 PAR WFL	575w	 R16	



# Channel Hookup

## "A Christmas Carol"

Channel	Addr	Purpose	VW	Position	Unit#	Instrument Type	Load	Color	Gobo
(105)	1/28	TOP WARM	E	APRON	2	ETC S4 PAR WFL	575w	R16	
(106)	1/79	TOP WARM	F	1E	19	ETC S4 PAR WFL	575w	R16	
(107)	1/76	TOP WARM	G	1E	16	ETC S4 PAR WFL	575w	R16	
(108)	1/73	TOP WARM	H	1E	13	ETC S4 PAR WFL	575w	R16	
(109)	1/70	TOP WARM	I	1E	10	ETC S4 PAR WFL	575w	R16	
(110)	1/66	TOP WARM	J	1E	6	ETC S4 PAR WFL	575w	R16	
(111)	1/113	TOP WARM	K	3E	12	ETC S4 PAR WFL	575w	R16	
(112)	1/112	TOP WARM	L	3E	9	ETC S4 PAR WFL	575w	R16	
(113)	1/109	TOP WARM	M	3E	7	ETC S4 PAR WFL	575w	R16	
(114)	1/104	TOP WARM	N	3E	5	ETC S4 PAR WFL	575w	R16	
(115)	1/107	TOP WARM	O	3E	3	ETC S4 PAR WFL	575w	R16	
(201)	1/36	TOP COOL	A	APRON	11	ETC S4 PAR WFL	575w	R81	
(202)	1/22	TOP COOL	B	APRON	8	ETC S4 PAR WFL	575w	R81	
(203)	1/25	TOP COOL	C	APRON	6	ETC S4 PAR WFL	575w	R81	
(204)	1/30	TOP COOL	D	APRON	4	ETC S4 PAR WFL	575w	R81	
(205)	1/27	TOP COOL	E	APRON	1	ETC S4 PAR WFL	575w	R81	



# Channel Hookup

















"A Christmas Carol"

Channel	Addr	Purpose	VW	Position	Unit#	Instrument Type	Load	Color	Gobo
<b>(206)</b>	1/78	TOP COOL	F	1E	18	ETC S4 PAR WFL	575w	● R81	
<b>(207)</b>	1/74	TOP COOL	G	1E	14	ETC S4 PAR WFL	575w	● R81	
<b>(208)</b>	1/71	TOP COOL	H	1E	11	ETC S4 PAR WFL	575w	● R81	
<b>(209)</b>	1/68	TOP COOL	I	1E	8	ETC S4 PAR WFL	575w	● R81	
<b>(210)</b>	1/65	TOP COOL	J	1E	5	ETC S4 PAR WFL	575w	● R81	
<b>(211)</b>	1/105	TOP COOL	K	3E	10	ETC S4 PAR WFL	575w	● R81	
<b>(212)</b>	1/110	TOP COOL	L	3E	8	ETC S4 PAR WFL	575w	● R81	
<b>(213)</b>	1/103	TOP COOL	M	3E	6	ETC S4 PAR WFL	575w	● R81	
<b>(214)</b>	1/106	TOP COOL	N	3E	4	ETC S4 PAR WFL	575w	● R81	
<b>(215)</b>	1/146	TOP COOL	O	3E	1	ETC S4 PAR WFL	575w	● R81	
<b>(251)</b>	1/99	BACK	F	2E	12	ETC S4 PARnel	575w	● R58	
<b>(252)</b>	1/95	BACK	G	2E	10	ETC S4 PARnel	575w	● R58	
<b>(253)</b>	1/93	BACK	H	2E	8	ETC S4 PARnel	575w	● R58	
<b>(254)</b>	1/91	BACK	I	2E	6	ETC S4 PARnel	575w	● R58	
<b>(255)</b>	1/89	BACK	J	2E	4	ETC S4 PARnel	575w	● R58	
<b>(256)</b>	1/116	BACK	K	4E	5	ETC S4 PARnel	575w	● R58	



# Channel Hookup

## "A Christmas Carol"

Channel	Addr	Purpose	VW	Position	Unit#	Instrument Type	Load	Color	Gobo
<b>(257)</b>	1/115	BACK	L	4E	4	ETC S4 PARnel	575w	 R58	
<b>(258)</b>	1/120	BACK	M	4E	3	ETC S4 PARnel	575w	 R58	
<b>(259)</b>	1/119	BACK	N	4E	2	ETC S4 PARnel	575w	 R58	
<b>(260)</b>	1/118	BACK	O	4E	1	ETC S4 PARnel	575w	 R58	
<b>(301)</b>	1/47	HI SIDE WARM	A	SR CROW	1	ETC S4 36°	750w	 R37	
<b>(302)</b>	1/50	HI SIDE WARM	C	SR CROW	2	ETC S4 36°	750w	 R37	
<b>(303)</b>	1/52	HI SIDE WARM	E	SR CROW	3	ETC S4 26°	750w	 R37	
<b>(304)</b>	1/84	HI SIDE WARM	F	1E	23	ETC S4 36°	750w	 R37	
<b>(305)</b>	1/83	HI SIDE WARM	H	1E	22	ETC S4 36°	750w	 R37	
<b>(306)</b>	1/82	HI SIDE WARM	I	1E	21	ETC S4 26°	750w	 R37	
<b>(307)</b>	1/102	HI SIDE WARM	K	2E	15	ETC S4 36°	750w	 R37	
<b>(308)</b>	1/101	HI SIDE WARM	M	2E	14	ETC S4 36°	750w	 R37	
<b>(309)</b>	1/100	HI SIDE WARM	N	2E	13	ETC S4 26°	750w	 R37	
<b>(401)</b>	1/43	HI SIDE COOL	A	SL CROW	3	ETC S4 26°	750w	 R67	
<b>(402)</b>	1/45	HI SIDE COOL	C	SL CROW	2	ETC S4 36°	750w	 R67	
<b>(403)</b>	1/39	HI SIDE COOL	E	SL CROW	1	ETC S4 36°	750w	 R67	



# Channel Hookup

## "A Christmas Carol"

Channel	Addr	Purpose	VW	Position	Unit#	Instrument Type	Load	Color	Gobo
<b>(404)</b>	1/63	HI SIDE COOL	G	1E	3	ETC S4 26°	750w	R67	
<b>(405)</b>	1/62	HI SIDE COOL	H	1E	2	ETC S4 36°	750w	R67	
<b>(406)</b>	1/61	HI SIDE COOL	J	1E	1	ETC S4 36°	750w	R67	
<b>(407)</b>	1/87	HI SIDE COOL	L	2E	3	ETC S4 26°	750w	R67	
<b>(408)</b>	1/86	HI SIDE COOL	M	2E	2	ETC S4 36°	750w	R67	
<b>(409)</b>	1/85	HI SIDE COOL	O	2E	1	ETC S4 36°	750w	R67	
<b>(501)</b>	1/15	MARLEY FILL	H	HI BRIDGE PIPE	7	ETC S4 PARnel	575w	R90	
	1/19	"	G	"	9	"	"	"	
<b>(502)</b>	1/1	MARLEY FILL	I	HI BRIDGE PIPE	1	ETC S4 PARnel	575w	R90	
	1/5	"	H	"	3	"	"	"	
<b>(503)</b>	1/131	AISLE LIGHT		UNDER BRIDGE PIPE	15	ETC S4 36°	750w	R88	
<b>(504)</b>	1/134	GHOST GOBO		UNDER BRIDGE PIPE	2	ETC S4 26°	750w	R62	GHOST BREAKUP 1
<b>(505)</b>	1/59	GHOST GOBO		Way Back There Pipe	7	ETC S4 36°	750w	R88	GHOST BREAKUP 1
<b>(506)</b>	1/57	GHOST GOBO		Way Back There Pipe	1	ETC S4 36°	750w	R88	GHOST BREAKUP 1
	"	"		"	2	"	"	R62	"



# Channel Hookup

## "A Christmas Carol"

Channel	Addr	Purpose	VW	Position	Unit#	Instrument Type	Load	Color	Gobo
(507)	1/48	GHOST GOBO 2		SR LADDER	5	ETC S4 36°	750w	R94	HOMESPUN 2
(508)	1/40	GHOST GOBO 2		SL LADDER	4	ETC S4 36°	750w	R89	HOMESPUN 2
(509)	1/108	MARLEY BACK		3E	2	ETC S4 36°	750w	R90	
(510)	1/111	BACK FILL		3E	11	ETC S4 36°	750w	R93	
(511)	1/55	GHOST GOBO		Way Back There Pipe	6	ETC S4 36°	750w	R62	GHOST BREAKUP 1
(512)	1/133	GHOST GOBO		UNDER BRIDGE PIPE	1	ETC S4 36°	750w	R88	GHOST BREAKUP 1
(513)	1/132	AISLE LIGHT		UNDER BRIDGE PIPE	14	ETC S4 26°	750w	R62	
(601)	1/35	GOBO 1		APRON	10	ETC S4 50°	750w		OPEN STIPPLE
(602)	1/29	GOBO 1		APRON	3	ETC S4 50°	750w		OPEN STIPPLE
(603)	1/77	GOBO 1		1E	17	ETC S4 50°	750w		OPEN STIPPLE
(604)	1/67	GOBO 1		1E	7	ETC S4 50°	750w		OPEN STIPPLE
(611)	1/49	GOBO 2		SR LADDER	4	ETC S4 36°	750w	N/C	BROKEN WEAVE



# Channel Hookup

## "A Christmas Carol"

Channel	Addr	Purpose	VW	Position	Unit#	Instrument Type	Load	Color	Gobo
<b>(612)</b>	1/51	GOBO 2		SR LADDER	3	ETC S4 36°	750w	○ N/C	● BROKEN WEAVE
<b>(613)</b>	1/41	GOBO 2		SL LADDER	3	ETC S4 36°	750w	○ N/C	● SQUARES
<b>(614)</b>	1/42	GOBO 2		SL LADDER	2	ETC S4 36°	750w	○ N/C	● SQUARES
<b>(621)</b>	1/81	FRONT	M	1E	20	ETC S4 36°	750w	○ L203	
<b>(622)</b>	1/64	FRONT	M	1E	4	ETC S4 36°	750w	○ L203	
<b>(631)</b>	1/98	GOBO 3		2E	11	ETC S4 50°	750w		● REALISTIC LEAVES
<b>(632)</b>	1/96	GOBO 3		2E	9	ETC S4 50°	750w		● REALISTIC LEAVES
<b>(633)</b>	1/92	GOBO 3		2E	7	ETC S4 50°	750w		● REALISTIC LEAVES
<b>(634)</b>	1/90	GOBO 3		2E	5	ETC S4 50°	750w		● REALISTIC LEAVES
<b>(801)</b>	1/126	GROUND ROW SPECIAL		DS TRUSS	3	ETC S4 50°	750w	○ L202	
	1/125	"		"	4	"	"	"	
<b>(802)</b>	1/122	GROUND ROW SPECIAL		DS TRUSS	1	ETC S4 50°	750w	○ N/C	
	1/123	"		"	2	"	"	"	



# Channel Hookup

## "A Christmas Carol"

Channel	Addr	Purpose	VW	Position	Unit#	Instrument Type	Load	Color	Gobo
<b>(811)</b>	1/53	CLOCK		SR LADDER	2	ETC S4 19°	750w	<input type="radio"/> N/C	
<b>(812)</b>	1/44	CLOCK		SL LADDER	1	ETC S4 19°	750w	<input type="radio"/> N/C	
<b>(821)</b>	1/60	AISLE LGHT		Way Back There Pipe	5	ETC S4 19°	750w	<input checked="" type="radio"/> L202	
<b>(822)</b>	1/56	PUPPET THEATRE SPECIAL		Way Back There Pipe	4	ETC S4 19°	750w	<input checked="" type="radio"/> L202	
<b>(823)</b>	1/58	PUPPET THEATRE SPECIAL		Way Back There Pipe	3	ETC S4 19°	750w	<input checked="" type="radio"/> L202	
<b>(824)</b>	1/54	PUPPET THEATRE SPECIAL		SR LADDER	1	ETC S4 26°	750w	<input type="radio"/> N/C	
<b>(901)</b>	2/49	CYC LIGHT		BOX TRUSS	9	ChromaQ Colorforce II 12	135w		
<b>(902)</b>	2/43	CYC LIGHT		BOX TRUSS	8	ChromaQ Colorforce II 12	135w		
<b>(903)</b>	2/37	CYC LIGHT		BOX TRUSS	7	ChromaQ Colorforce II 12	135w		
<b>(904)</b>	2/31	CYC LIGHT		BOX TRUSS	6	ChromaQ Colorforce II 12	135w		
<b>(905)</b>	2/25	CYC LIGHT		BOX TRUSS	5	ChromaQ Colorforce II 12	135w		
<b>(906)</b>	2/19	CYC LIGHT		BOX TRUSS	4	ChromaQ Colorforce II 12	135w		



# Channel Hookup

## "A Christmas Carol"

Channel	Addr	Purpose	VW	Position	Unit#	Instrument Type	Load	Color	Gobo
<b>(907)</b>	2/13	CYC LIGHT		BOX TRUSS	3	ChromaQ Colorforce II 12	135w		
<b>(908)</b>	2/7	CYC LIGHT		BOX TRUSS	2	ChromaQ Colorforce II 12	135w		
<b>(909)</b>	2/1	CYC LIGHT		BOX TRUSS	1	ChromaQ Colorforce II 12	135w		
<b>(911)</b>	2/103	CYC UP LIGHT		DECK	9	ChromaQ Colorforce II 12	135w		
<b>(912)</b>	2/97	CYC UP LIGHT		DECK	8	ChromaQ Colorforce II 12	135w		
<b>(913)</b>	2/91	CYC UP LIGHT		DECK	7	ChromaQ Colorforce II 12	135w		
<b>(914)</b>	2/85	CYC UP LIGHT		DECK	6	ChromaQ Colorforce II 12	135w		
<b>(915)</b>	2/79	CYC UP LIGHT		DECK	5	ChromaQ Colorforce II 12	135w		
<b>(916)</b>	2/73	CYC UP LIGHT		DECK	4	ChromaQ Colorforce II 12	135w		
<b>(917)</b>	2/67	CYC UP LIGHT		DECK	3	ChromaQ Colorforce II 12	135w		
<b>(918)</b>	2/61	CYC UP LIGHT		DECK	2	ChromaQ Colorforce II 12	135w		



# Channel Hookup

"A Christmas Carol"

Channel	Addr	Purpose	VW	Position	Unit#	Instrument Type	Load	Color	Gobo
<b>(919)</b>	2/55	CYC UP LIGHT		DECK	1	ChromaQ Colorforce II 12	135w		

ARCHIVAL